

# Civil Protection in Kanagawa

Protecting ourselves from armed attacks and terrorism



**Kanagawa Prefectural Government**

# Introduction

The Civil Protection Law (Act Concerning the Measures for Protection of the People in Armed Attack Situations, etc.) was enacted in September 2004 with the purpose of protecting the lives, bodies, and property of the people from armed attacks against Japan from outside.

This pamphlet describes contents of the civil protection measures and how you should act in case of armed attacks or large scale acts of terrorism.

**Do you know this sign?**



This is the international distinctive sign of civil defense, which is provided by the Geneva Convention. It is used for recognition of civil defense personnel and civilian shelters.

## What is Civil Protection?

Civil protection is the system to protect the lives, bodies, and property of the people from armed attacks and large scale acts of terrorism.

In case of an armed attack, the national, prefectural and municipal governments shall promptly and cooperatively guide evacuation and perform relief activities of residents to protect their safety.

## Situations Subject to Civil Protection Measures

### Types of armed attack situations

The following four types are assumed armed attacks against Japan from outside.

Landing invasion



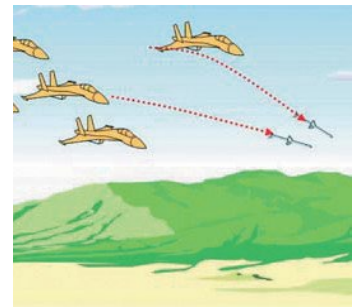
Attacks by guerrillas or special operation forces



Ballistic missile attacks



Aerial attacks



### Emergency response situation

The following are examples of the assumed situations in which many people are killed or injured by means similar to armed attacks.

Attacks against petrochemical complexes



Attacks against facilities frequently used by many people and railroad terminal stations



Discharge of radioactive substances resulting from nuclear bombing



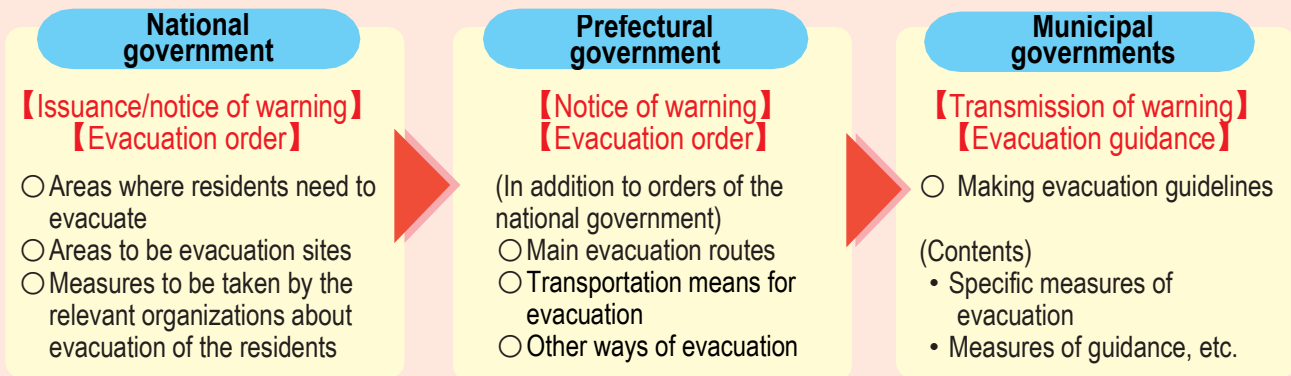
Suicide terrorist attacks using an aircraft or other means



# System to Protect the People in Armed Attacks, etc.

## Issuance of warning /evacuation order

The national government issues a warning or evacuation order for residents when it finds it urgently necessary to protect the lives, bodies and property of the people from an armed attack, large terrorist attack, etc. (Emergency information, which requires immediate response, is transmitted instantaneously by J-Alert\* via the municipal disaster prevention administrative radio system.) The prefectural government notifies the residents of the contents of the warning and evacuation order via the municipal governments (through TV and radio broadcasting and the municipal disaster prevention administrative radio system.)



\*J-Alert is a system to quickly transmit emergency information, which requires immediate response, such as ballistic missile launch information, emergency earthquake warning and tsunami alarm, from the Fire and Disaster Management Agency by using satellite and automatically starting the municipal disaster prevention administrative radio system.

## Relief activities

The prefectural government, in cooperation with the municipal governments, will implement relief activities, such as establishment of evacuation centers and provision of food and water for evacuated residents. The prefectural and municipal governments will also collect safety information on residents and reply to inquiries.



### Implementation of relief activities

Establishment of evacuation centers

Provision of food/daily necessities

Conducting medical relief activities

Provision of safety information

## Minimizing damage

The prefectural government will make every effort, working with the national and municipal governments as well as facility managers, to minimize the damage caused by armed attacks, etc.

Setting caution zones and restricting access to the zones



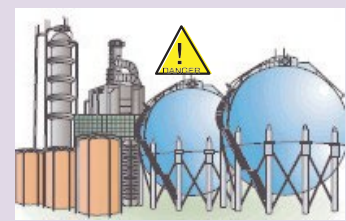
Firefighting, first aid and rescue of victims



Securing safety of daily life facilities, such as a dam and railroad facility




Banning and limiting production of hazardous materials, toxicants and high pressured gas at handling facilities



# Measures Concerning the Rights and Duties of the People


When carrying out the civil protection measures, freedom and rights of the people may be restricted in some situations as below. Even in that case, however, the people's freedom and rights guaranteed by the Constitution shall be respected in the implementation. The restriction shall be limited to the minimum necessity and executed under fair and appropriate procedures. The prefectural government will work on remedies of the people's rights and interests, including compensation for loss resulting from use of land and receipt of complaints.

## To operators of reactors, etc.



In order to prevent occurrence of a disaster caused by reactors and hazardous materials, supervisors of designated administrative agencies may order to take necessary measures such as suspending operation.

## To medical professions



Prefectural governor may request to engage in medical treatment for evacuated residents. If the request is refused without a due reason, governor may instruct to provide medical treatments.

## To business operators handling supplies



Prefectural governor may order to store and request to sell supplies, such as medicine and food for relief of evacuated residents. If the order is refused without a due reason, governor may expropriate the materials.

## To land owners, facility managers, etc.



Prefectural governor may use land, buildings, etc. with the consent of their owners to provide accommodations to evacuated residents or use them as medical facilities. If their use is refused without a due reason, or when owners cannot be contacted, prefectural governor may use them without the owners' consent. Municipal mayors or prefectural governor may temporarily use or expropriate land, buildings, etc. as emergency measures against disasters caused by armed attacks.

# Emergency Supplies Advised to Prepare

## Items to carry when evacuate

- Drinking water
- Food (canned food, biscuits, chocolate, etc.)
- Valuables (deposit books, personal seals, cash, passports, driver's license, etc.)
- First-aid kits (medicine, triangular bandages, bandages, gauze, adhesive plaster, clinical thermometer, disinfectant, scissors, forceps, safety pins, etc.)
- Cotton work gloves (thick ones)
- Flashlight
- Clothing (sweater, jacket, etc.) underwear
- Portable radio (pocket size), back-up batteries
- Matches, candles (wrap in plastic wrap to keep them dry)
- Disposable body warmers
- Wet tissue
- Writing utensils
- Powder formula, baby bottles, diapers, etc. for families with infants




## Stockpile for several days of self-sustaining

- Drinking water (about three liters per adult a day)
- Rice (pregelatinized rice is useful as it requires just pouring of water to eat)
- Food that requires a little or no cooking, such as canned food, retort food, biscuits and chocolate
- A few pairs of underwear
- Clothing, like a sweat suit, sweater and fleece wear

## Furthermore

- Stock newspapers and large garbage bags as they are useful to protect body from the cold or rain.
- In cases where chemical agents, biological agents or nuclear substances are used as a means of attack, it may be necessary to reduce skin exposure by wearing gloves a hat, goggles, a rain coat, etc.

It is advised to prepare these items in advance.



# To Protect Your Safety

## When warning is issued

### When you are indoors

- Close all the doors and windows.
- Turn off the gas, water and ventilator.
- Sit down away from the doors, walls and windows.

### When you are outdoors


- Go indoors. Take shelter in a nearby rigid building or underground mall.

### When you are driving

- Stop the car off the road as much as possible.
- If you need to evacuate leaving your car on the road, park the car unlocked, with the key inside, on the left side of the road not to block the passage of emergency vehicles.

### Gathering information

Gather information as much as possible, including warnings and various other information through TV, radio, etc.



## When evacuation order is given

### When moving to an evacuation center from home


- Turn off the gas at the main, and unplug the electrical cords. Leave the refrigerator plugged.
- Wear sturdy shoes, long pants, a long sleeved shirt and a hat.
- Carry something to show your identification, such as a passport or driver's license.
- Lock up all the doors of your house.
- Urge your neighbors to evacuate.
- For smooth evacuation, follow instructions given by the governmental agency about evacuation route and methods.



## Even when warning is not issued

### If there is a sudden explosion around you

- Take a low posture to protect your safety.
- When things are falling around you, get under a sturdy table, etc. and wait until the falling stops.
- Get away from the building where the explosion took place as soon as possible.
- Follow instructions given by the police/fire fighters and act calmly.
- Gather information from the governmental agency through TV, radio, etc.




### If a fire breaks out

- Keep a low posture as much as possible and leave the building immediately.
- Cover your mouth and nose with a handkerchief, etc.



### If trapped in debris

- Do not use a cigarette lighter or match.
- Do not stir dust by moving around unnecessarily.
- Cover your mouth and nose with a handkerchief, etc.
- Make sound by tapping on pipes, etc. to let others know where you are.
- To avoid inhaling dust, yelling out should be the last resort.



# What You Should Do in Armed Attacks by Type

The following are what you should do in the assumed armed attack situations. It is advised to keep in mind these points for your safety.

## Attacks by guerrillas/special operation forces

### Description

- Generally, the damage is limited to a relatively small area. However, depending on the type of targeted facility, such as a nuclear power plant, the damage may be expansive.



### What you should do

- Since there may be a sudden damage, evacuate indoors in the initial phase of the attack. Then evacuate to an appropriate place following instructions given by the governmental agency.

## Attacks using chemical/biological agents

### ○ Chemical agents

- Chemical agents are categorized into nerve agents, blister agents, blood agents, choking agents, etc. Some agents have a distinct smell while others are odorless.
- Chemical agents spread leeward. Nerve agents such as sarin spread as if it creeps along the ground since they are heavier than the air.
- They cause symptoms such as reddening of the eyes, coughing, itching, etc.

### ○ Biological agents

- Biological agent refers to microorganisms, such as bacteria and viruses that are designed to kill human beings and animals or blight plants. It also includes toxins produced by animals, plants, etc.

### Description

- Since biological agents cause adverse effects on human body when touched or inhaled, they may be put into food, drinks and daily items. They may be also spread using an explosive or aerosol.
- In the case of biological agents, infection may spread during its incubation period.

### What you should do

- When you are outdoors, cover your mouth and nose with a handkerchief, leave the site immediately, and evacuate to a sealed room or higher place on the upwind side.
- When you are indoors, close the windows, seal them up and move to a room with no windows in the center of the building.
- If the building has two or more stories, evacuate to upper floor as higher as possible.
- Immediately dispose of the contaminated clothes, watches, contact lenses, etc.
- When taking off the contaminated clothes, especially taking off a pullover, cut it off using scissors to prevent its exposure to uncovered skin, put it in a plastic bag and tie its mouth tightly. Then, wash your hands, face and body well with water and soap.
- Receive doctor's diagnosis following instructions given by the governmental agency. When you are affected by a chemical agent, you need to receive treatment as soon as possible.
- If you feel something is wrong with drink or food, tell people around you about it and report to the police or fire department.
- Avoid taking water or food suspected of being contaminated until their safety is confirmed.



## Ballistic missile attacks

### Characteristics of attack

- It is extremely difficult to pinpoint missile landing sites before the launch. Missiles are expected to land in a short time.
- It is also difficult to determine the kind of warheads (conventional warheads or nuclear, biological or chemical ones) before landing.
- The expected damage and our response shall vary depending on the kind of warhead.

### What you should do

- Evacuate indoors in the initial phase of the attack and then evacuate appropriately following instructions by the governmental agency.
- When evacuate indoors, take shelter at a nearby sturdy building or underground mall.

## Attacks using nuclear substances

### Characteristics of attack

- The initial damage of attacks by nuclear weapons would be killing or injuring of people, destruction of buildings by the heat and blast waves resulting from the nuclear explosions. Radiation damage caused by radioactive contamination would follow.
- “Dirty bomb”, designed to bring about radioactive contamination by spreading radioactive substances would cause damage through its detonation and radioactivity although it is not as heavy as the damage caused by a nuclear explosion.

### What you should do

#### [At the time of explosion]

- Do not look at the flash or fireball generated by a nuclear explosion as you may lose your eyesight.
- Hide behind a sheltering object or lie down in a gutter or sunken area in the ground.

#### [When evacuate]

- If there are buildings nearby, take refuge in one of them. Underground facilities or concrete buildings are safer.
- Pull the jacket over your head and cover your mouth with a handkerchief to reduce exposed parts of your body, and get away from the explosion site as far as possible. Evacuate to a direction perpendicular to the wind avoiding the leeward side.
- When you are indoors, close the windows, seal them up, and move to a room with no window in the center of the building.
- If the building has an underground facility, move there.
- If you come indoors from the outside, take off your clothes to remove contamination from your body, put the clothes in a plastic bag or container and seal it. Then, wash your hands, face and body well with soap.
- Since you may have been exposed to radiation or contamination even if you have no subjective symptom, receive diagnosis by a doctor following instructions given by the governmental agency.
- Avoid taking water and food suspected of contamination until their safety is confirmed.



# We ask for your cooperation

## In implementing the Civil Protection Measures, your cooperation is necessary

- If you find a suspicious person or object, immediately report it to the police, fire department or other authority.
- Prepare for emergency situations by taking part in the drills conducted by the prefectural/municipal governments, etc.

### Requests to residents

- When evacuating, assist the elderly and people with disabilities while keeping your own safety.
- At a shelter, assist in providing food, drinks and other supplies by the prefectural/municipal government staff.



### Requests to business operators

- Strengthen crisis management of your facility on a daily basis.
- When a warning or evacuation order is issued, convey the information to your employees or staff in the facility, and guide their evacuation.
- When evacuation to an indoor area is necessary, allow people to take refuge in your facility.



## For detailed information

### Kanagawa Prefectural Government Civil Protection Plan

- You can see the plan at the Prefectural Administration Information Center (2<sup>nd</sup> floor of the New Building of Kanagawa Prefectural Government) or at the Regional Prefectural Information section at your nearby Regional Prefectural Administration Center.
- It is available on the website of Kanagawa Prefectural Government at <https://www.pref.kanagawa.jp/docs/j8g/cnt/f7115/index.html>

### Detailed information on Civil Protection is also available on the following sites

- **Civil Protection Portal Site** (Cabinet Secretariat) <http://www.kokuminhogo.go.jp/>
  - National system and programs for protecting the people
  - You can listen to the Civil Protection Warning Siren
- **Fire and Disaster Management Agency, Ministry of Internal Affairs and Communication** <http://www.fdma.go.jp/>
  - Liaison and coordination functions of the Fire and Disaster Management Agency between the national government and the local governments, and among the local governments. Documents on meetings for protection of the people can be seen.
- **Civil Protection in Kanagawa** <https://www.pref.kanagawa.jp/docs/j8g/cnt/f7115/index.html>
  - Programs of Kanagawa Prefectural Government for protecting the people



Crisis Control and Disaster Management Division, Secure Community and Disaster Management Bureau, Kanagawa Prefectural Government

1 Nihon-odori, Naka-ku, Yokohama City, Kanagawa Prefecture, 231-8588 Phone: 045-210-1111



古紙配合率100%再生紙を使用しています